




Savitribai Phule Pune University


Department of Technology


M.Tech. Admission 2015-2016

Details of Fees Structure for M. Tech. - Ph.D (Integrated)

Sr. No.	Particular	SC /ST Candidates	Other State Candidates	Open &DT(A)/ NT(B)/(C)/(D) OBC/SBC Candidates
1	Tution Fee	00/-	70000/-	70000/-
2	Laboratory Fee	00/-	30000/-	30000/-
3	Students Welfare Fund	100/-	100/-	100/-
4	Students Aid Fund	25/-	25/-	25/-
5	Gymkhana Fee	00/-	100/-	100/-
6	Student Safety Insurance	10/-	10/-	10/-
7	Computerization Fee	50/-	50/-	50/-
8	Registration Fee	50/-	500/-	500/-
9	Development Fee	250/-	250/-	250/-
10	Disaster Management	20/-	20/-	20/-
11	Library Fee	00/-	1000/-	1000/-
12	Ashwamedh	20/-	20/-	20/-
	Total Fee (RS)	525/-	102075/-	102075/-




Head
Department of Technology
Savitribai Phule Pune University
(Formerly University of Pune)
Pune - 411 007.




Savitribai Phule Pune University

Department of Technology

M.Tech. Admission 2015-2016

Details of Fees Structure for M. Tech. (Regular & Evening)


Sr. No.	Particular	M.Tech.(Regular) Open & DT(A)/NT(B)(C)(D)/ OBC /SBC Candidates	M.Tech.(Regular) M.Tech.(Evening) Other State Candidates	M.Tech.(Regular) SC /ST Candidates	M.Tech.(Evening) Open & DT(A)/NT(B)/(C)/ (D)/ OBC /SBC Candidates
1	Tuition Fee	40,000/-	80,000/-	00/-	40,000/-
2	Laboratory Fee	18,000/-	36,000/-	00/-	18,000/-
3	Students Welfare Fund	100/-	100/-	100/-	100/-
4	Students Aid Fund	25/-	25/-	25/-	25/-
5	Gymkhana Fee	100/-	100/-	00/-	100/-
6	Student Safety Insurance	10/-	10/-	10/-	10/-
7	Computerization Fee	50/-	50/-	50/-	50/-
8	Registration Fee	50/-	50/-	50/-	50/-
9	Development Fee	250/-	250/-	250/-	250/-
10	Student's Activity Fee	1000/-	1000/-	00/-	1000/-
11	Disaster Management	20/-	20/-	20/-	20/-
12	Library Fee	1000/-	1000/-	00/-	1000/-
13	Ashwamegh	20/-	20/-	20/-	20/-
	Total Fee (RS)	60,625/-	1,18,625/-	525/-	60,625/-



P. Patil

Head

Department of Technology
Savitribai Phule Pune University
(Formerly University of Pune)
Pune - 411 007.




Savitribai Phule Pune University

Department of Technology

M.Tech. Admission 2015-2016

Details of Fees Structure for Ph.D

Sr. No.	Particular	Other State Candidates	Open &DT(A)/ NT(B)/(C)/(D) OBC/SBC Candidates
1	Tution Fee	70000/-	70000/-
2	Laboratory Fee	30000/-	30000/-
3	Students Welfare Fund	100/-	100/-
4	Students Aid Fund	25/-	25/-
5	Gymkhana Fee	100/-	100/-
6	Student Safety Insurance	10/-	10/-
7	Computerization Fee	50/-	50/-
8	Registration Fee	500/-	500/-
9	Development Fee	250/-	250/-
10	Disaster Management	20/-	20/-
11	Library Fee	1000/-	1000/-
12	Ashwamegh	20/-	20/-
	Total Fee (RS)	102075/-	102075/-



Sato

Head

Department of Technology
Savitribai Phule Pune University
(Formerly University of Pune)
Pune - 411 007.